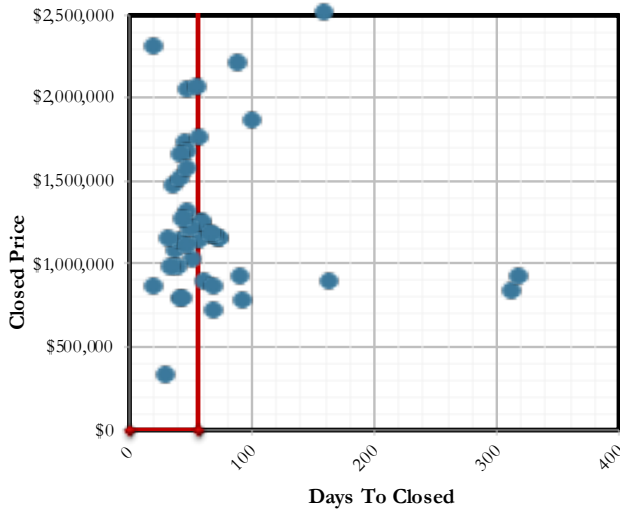




Newton Highlands, Newton



In the last 12 months, the Median Days to close for your area was:

56 Days!

The Median Sold Price was:

\$1,156,750!

Properties Under Contract are treated the same as Closed properties in the Odds calculations.

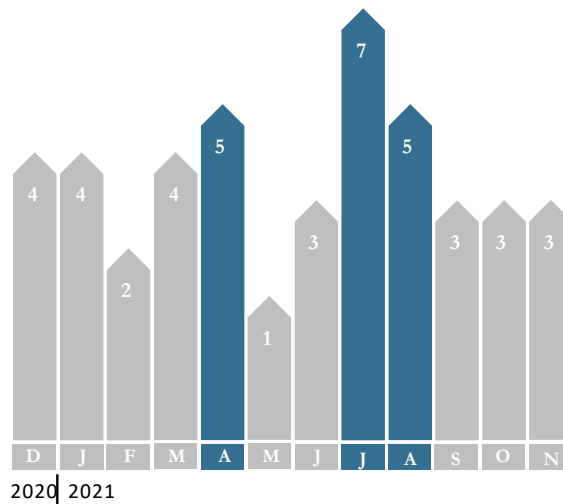
Last 12 Months of Activity



Homes are Selling at 4.1 per month, with 0.5 months of inventory available.

The Buying Pattern shows when homes sold in the last year!

The blue columns show the months with the most activity for your area.

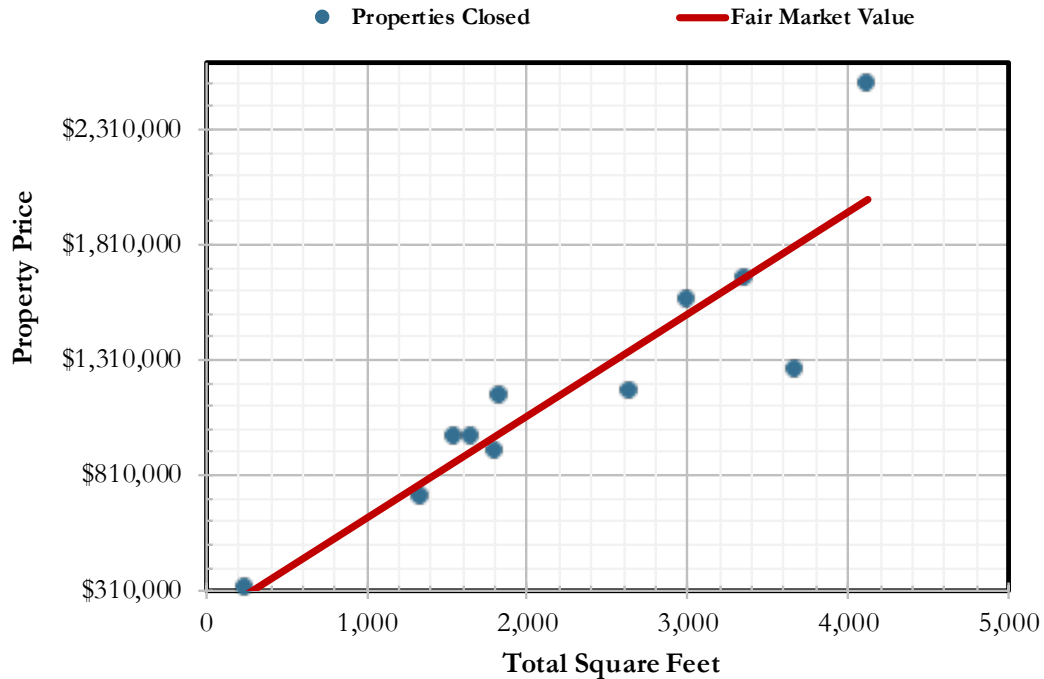




To estimate your home value, draw a vertical line from your home's square footage to the Fair Market Value Line.

Homes in Your Area

Property Price vs. Total Square Feet (TSF); From 8/26/21 to 11/18/21



I LOOK FORWARD TO SERVING YOU!

This report is meant to give you a general idea of your home's value in today's market. If you have any questions or would like to get a complete Visual Competitive Home Analysis, please call me to discuss your real estate plans.

Ashima Scripp

ashima@scrippfinehomes.com

617 925 9529